



Princess Nourah bint Abdulrahman University
University Vice Rectorate for Academic Affairs
English Language Institute



VTest General English

OFFICIAL GUIDE FOR CANDIDATES

Onsite proctored





Princess Nourah bint Abdulrahman University
University Vice Rectorate for Academic Affairs
English Language Institute



WELCOME

First, we would like to congratulate you, dear student, on your admission to Princess Nourah bint Abdulrahman University. We are proud to have you join us as an active member who will leave a meaningful mark on the future of our beloved nation.

“Princess Nourah University: A beacon of women for knowledge and values.”



Who can take the test?

VTest English Test targets students admitted to Princess Nourah bint Abdulrahman University (PNU) in all colleges, except the College of Languages.



VTest Exam Preparation Steps

- › Familiarize yourself with the different question types

TAKE THE TIME TO UNDERSTAND HOW IT WORKS

Even-though, the test design is intuitive, we recommend that you review the **material** on the website, designed to help you for the day of your exam.

- 1 Read the preparation section of this guide
- 2 Look at each of the question type
- 3 Take the discovery exam to familiarize yourself with the questions, the timer, and the interface at:

[Listening](#)

[Reading](#)

[Writing](#)

[Speaking](#)





Understand your VTest English – 4 Skills Exam

- The VTest English language exam, a four skills test, assesses the following skills: listening, reading, writing, and speaking. This is a multi-stage adaptive test designed to measure proficiency levels from beginner to advanced (A1–C2).
- The test progresses through increasingly difficult stages and ends when the student reaches the maximum level of her ability.
- This is not a pass or fail test, and there is no penalty for incorrect answers.

TIME

- You will be given varying time limits depending on the type of questions. For grammar questions, only the time available to answer will be shown. For speaking, writing, and listening questions, both preparation time and answering time will be displayed.
- To help you manage your time, the progress bar will change color from yellow to blue 5 minutes before the time runs out.
- Your test will end once you complete the final speaking questions.



Princess Nourah bint Abdulrahman University
University Vice Rectorate for Academic Affairs
English Language Institute



ONBOARDING



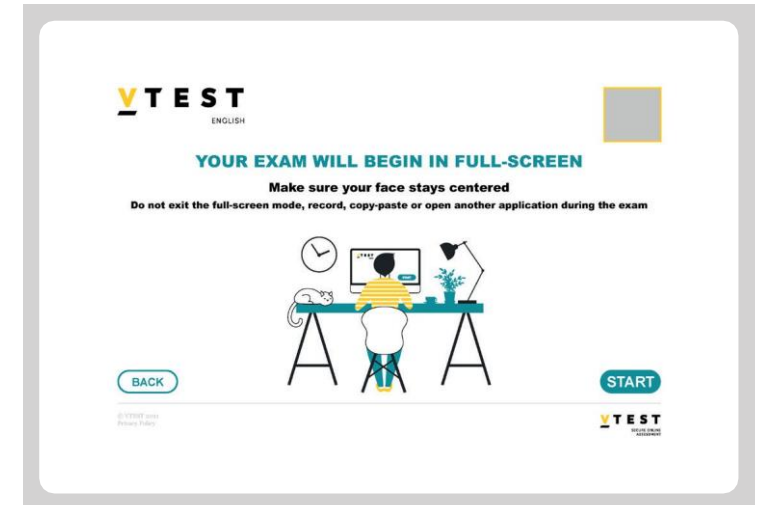
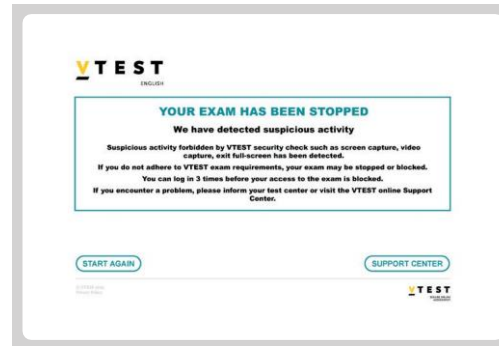


- After you sign in to the platform and before you start the exam, you will be asked to check the voice and mic.
- Give your consent to the data sharing and privacy policy. and you can now start your exam.
- When accessing this page, it means that the onboarding part is completed. Make sure you are ready and then press the **START** button. The window will now open in full-screen mode ensuring dedicated additional security considerations.

DO NOT LEAVE FULL-SCREEN MODE OR EXIT THE EXAM

It is strictly prohibited to exit the full-screen mode once you have pressed the **START** button on this page. If you exit the full-screen mode, your exam will be blocked.

Note that, when you will log in again, the questions you saw before leaving will have changed.



If you exit the exam more than 3 times, your exam will be locked. If it happens, contact your test center to know if they can unlock your exam and allow you to log in once again.



Princess Nourah bint Abdulrahman University
University Vice Rectorate for Academic Affairs
English Language Institute



VTest Overview

VTest English
4 Skills





Question Types and Tips for Answering Them

The 4 Skills exam begins with the Listening section, in which you will hear 8-12 recordings (conversations and monologues) and answer 12-26 questions, depending on the level.

It is followed by the Reading section, in which you will read 9 texts and answer 12-26 questions, depending on the level.

The length of both sections varies depending on your level of English as determined by the adaptive nature of the test.

Next, comes the Writing section, where you are asked to complete one exercise, and write three short essays.

The exam ends with the Speaking section, which includes three parts.

The following screenshots and descriptions are provided for illustrative purposes only.

We recommend completing the practice test to better understand the structure and content of the exam.



Listening Tasks

Listen and answer

This task type requires you to listen to an audio recording and answer questions about the recording by choosing the correct options. The recording will either be a conversation or a monologue. It will play only once and cannot be replayed.

You will have time before listening to look over the questions and prepare. The recordings vary from around 30 seconds to 2 minutes in length. You then have time after the recording ends to answer the questions. When time is up, you will be automatically advanced to the next recording, but you can also self-advance using the NEXT button if you finish sooner.

If you click NEXT without answering all the questions, a pop-up notification will appear. You can choose to go back and complete the questions or continue.

Tips for the Listening section

- Read the questions and answer choices carefully before listening to the audio.
- Listen to the audio carefully.
- Be sure to answer all questions before the time is up. It is better to guess than not to answer.
- Eliminate any answer choices that you know are wrong, and select the best choice from what remains.



Preparation Time 00:34

Now click ► and answer the question(s). Click **NEXT** when you have finished.

Listening - Sample: 1/4

What problem did the woman have with the sweater?

- She did not like the color.
- It was not the right size.
- It cost too much.

Play Audio



NEXT



Reading Tasks

Read and answer

This task type requires you to read a text and answer questions about it by choosing the correct options. The texts include a variety of everyday materials, such as articles, emails, notices, and short reports, reflecting real-world language use in different contexts.

You will have a time limit for reading the text and answering all the questions. When time is up, you will be automatically advanced to the next text, but you can also self-advance using the NEXT button, if you are finished sooner.

If you click NEXT without answering all the questions, a pop-up notification will appear. You can choose to go back and complete the questions or continue.

Tips for the Reading section

- Read the questions and answer choices carefully before reading the text.
- Skim the text to get a general idea of what it's about, and then scan it to find the answers to the questions.
- Be sure to answer all the questions before the timer gets to 0. It is better to guess than not to answer.
- Eliminate any answer choices that you know are wrong, and select the best choice from what remains.



Read the text and answer the questions. Click **NEXT** when you have finished.

Why was the second part of the hike more difficult?

- They got lost on the way.
- The weather changed suddenly.
- The path became steeper.

What does the text suggest about the lake?

- It was surrounded by houses and buildings.
- It had very clear and beautiful water.
- It was too dangerous to swim in.

My Weekend Hike

Last weekend, my friends and I decided to go hiking. We chose a trail that was about 10 kilometers long, leading to a beautiful lake. We packed food, water, and a map, and started early in the morning.

The first part of the hike was easy, but after an hour, the path became steeper and more difficult. We were tired, but kept going. When we finally reached the lake, the view was amazing. The water was clear, and the trees reflected in it like a mirror. We sat on the rocks, ate our sandwiches, and enjoyed the fresh air.

On the way back, we saw a deer in the forest. It was standing very still, looking at us. We stayed quiet so it wouldn't get scared, and after a few seconds, it ran away. It was the perfect ending to a perfect day!

NEXT



Writing Tasks

The writing test consists of three parts. Part 1 is a pre-writing task used to determine the appropriate level assignment for Parts 2 and 3.

Part 1: Compound Sentences

In this task, you are required to arrange nine compound sentences so that they form correct sentences. A specific time limit is set for arranging the words in each sentence. When the time ends, the system will automatically move you to the next text. However, if you complete the task before the allotted time, you may proceed using the “Next” button. If you click “Next” without answering all the questions, a notification will appear informing you of this, and you can then choose either to return and complete the questions or continue to the next task.

Part 2: Picture

In this task, you will respond to two prompts based on a picture. The first prompt asks you to describe the image, while the second requires you to share your personal viewpoints or ideas about it.

You will have time to read each prompt and prepare your response, followed by a time limit for writing. When time is up, you will be automatically advanced to the next prompt, but you can also self-advance using the NEXT button, if you are finished sooner.

Burlington
VTest
 General English

00:36

Put the words in the correct order to make sentences. Click **NEXT** when you have finished.

Writing - Scrambled sentences: 2/3

last a new house month

They moved to _____

NEXT

Burlington
VTest
 General English

Preparation 04:49

Start writing now. Click **NEXT** when you have finished.

Writing - Picture: 1/2


Write about what you see in the picture. In your answer, say:

- where the woman is and what she is doing
- how you think she is feeling
- what you think she will do next, and why.

Write at least 80 words. You can write more.

Please input

Write this many words or more: 80
 Number of words input: 0



NEXT



Writing Tasks

Part 3: Essay

This task requires you to read a statement or question and write a personal essay about it.

You will be asked to include some information in your essay. Make sure your essay includes this information.

You will have time to read the prompt and prepare your response, and a time limit for writing your essay. When time is up, you will be automatically advanced to the next prompt. However, if you complete the task before the allotted time, you may proceed using the “Next” button.

Tips for the Writing section

- Read the question carefully to make sure you understand what you must write about.
- Think about what you will write and how it will be organized.
- Be sure to write at least the minimum number of words requested. You can write more.
- Check the word counter to keep track of your word count.
- Keep track of your writing time by watching the timer.
- Do not use capital letters and do not use abbreviations in your writing such as “u r.” Instead, make sure to use full words such as “you are,” and ensure correct spelling and proper use of punctuation.
- Review your answer carefully and proofread it to ensure there are no spelling or grammatical errors, even minor ones, and make sure to correct them.

The screenshot shows the Burlington VTest writing interface. At the top left is the Burlington VTest logo with 'General English' below it. On the right, there is a timer showing 'Prep 14:34' and 'Writing - Essay'. Below the timer, a blue bar contains the text 'Start writing now. Click NEXT when you have finished.' The main prompt area says 'Friends can make life better. Answer these questions:' followed by three bullet points: 'Who is a good friend of yours and how did you meet them?', 'What do you like about this friend?', and 'What is something fun you would like to do together in the future?'. Below the prompt, it says 'Write at least 80 words. You can write more.' There is a large text input box with the placeholder 'Please input'. At the bottom left of the input box, it says 'Write this many words or more: 80' and 'Number of words input: 0'. At the bottom right, there is a blue 'NEXT' button.



Speaking Tasks

The Speaking test consists of three parts. Part 1 is a pre-speaking task used to determine the appropriate level assignment for Parts 2 and 3.

Part 1: Rejoinders

This task type requires you to hear 9 statements or questions and choose the best response from three options.

You will have a time limit for completing the task. When time is up, you will be automatically advanced to the next part, but you can also self-advance using the NEXT button, if you are finished sooner.

If you click NEXT without answering all the questions, a pop-up notification will appear. You can choose to go back and complete the questions or continue.

Part 2: Read Aloud and Discuss

In this task, you will read a text aloud and then answer two questions: one about the text and another that asks you to give a personal opinion.

For each question, you will have time to read the question and prepare your answer, and 60 seconds to speak. When time is up, you will be automatically advanced to the next prompt. However, if you complete the task before the allotted time, you may proceed using the “Next” button.

Burlington
VTest
General English

00:21
Speaking - Rejoinders: 2/4

Listen to the question or statement and then choose the best response.

I'm wearing it now.

Because it looks nice.

At a shop in the mall.

NEXT

Burlington
VTest
General English

Preparation Time
00:43
Speaking - Read Aloud and Discuss: 2/3

Speak Now. Press **START RECORDING** to begin.

Why was the writer's job difficult at first?

I started a new job two weeks ago. The first few days were very difficult because there was a lot to learn. But my coworkers are all very friendly and have helped me a lot. Now, I feel more comfortable. My job is in a small office, and I work with five other people. I answer emails, help customers, and sometimes make phone calls. It's not my dream job, but it's a good start, and I'm happy to have it!

00:15 / 00:58

NEXT



Speaking Tasks

Part 3: Pictures

In this task, you will look at two pictures and answer three questions about them. The first question requires you to describe and compare the pictures. There are then two follow-up questions that ask you to express opinions about the subjects or activities in the pictures. The same pictures are used for all three questions.

For each question, you will have time to read the question and prepare your answer, and 60 seconds to speak. When time is up, you will be automatically advanced to the next prompt. However, if you complete the task before the allotted time, you may proceed using the “Next” button.

Tips for the Speaking section

- › The only “wrong” thing you can do on a Speaking test is not to speak! Try to say something about every prompt, even if you are not sure what to say.
- › Use your preparation time wisely to think about and organize what you are going to say.
- › Try to answer every point in the prompt.
- › Speak clearly and at a speed that feels comfortable. Use natural pauses, and avoid rushing through your answers.
- › Make sure to speak for the entire allotted time.
- › Keep track of your speaking time by watching the timer.
- › Do not worry if your speech is cut off at the end, as this is considered a good sign as it means that you were able to speak for the entire allotted time.


Burlington
VTest
General English

Preparation Time 00:49

Speak Now. Press **START RECORDING** to begin.

Speaking - Pictures: 1/3

What is the same and what is different in the two pictures?



00:15 / 00:58

NEXT



Princess Nourah bint Abdulrahman University
University Vice Rectorate for Academic Affairs
English Language Institute



SCORES & RESULTS





When and How to Access My Results

VTest provides automated scoring for all exams, meaning the results are available up to 15 minutes after taking the test.

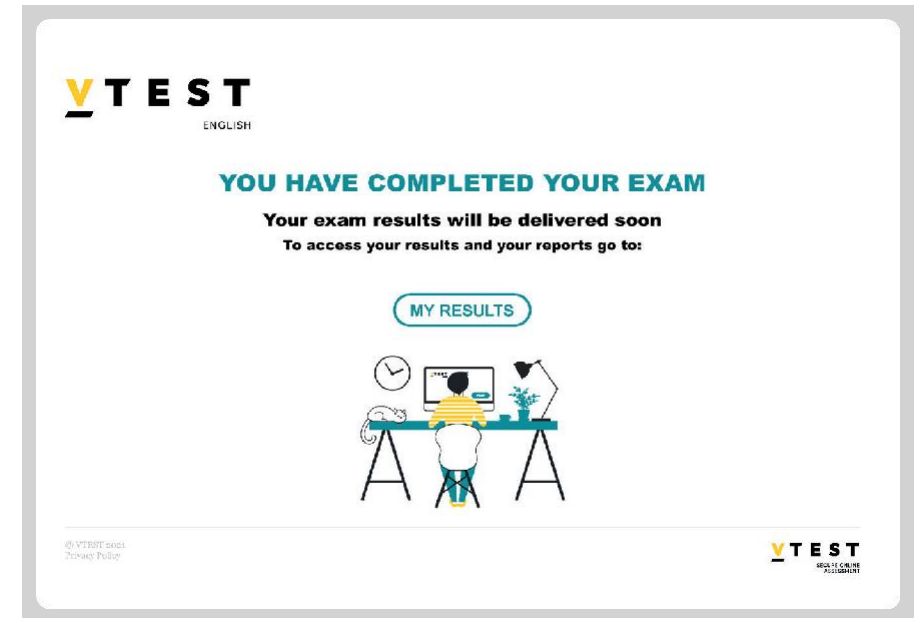
However, there are two situations in which issuing the results may take longer, potentially up to 48 hours. These are:

- We have detected suspicious activities during the exam and a supervisor must review the exam and make sure all VTest online proctoring requirements have been respected.
- The quality of some speaking test answers requires additional review.

In some cases, the test center at Princess Nourah bint Abdulrahman University may decide to retain the results and request that VTest not automatically release the results and certificates. In such cases, you will not be able to access your results through the VTest results platform, and the test center will provide the results to you directly.

Other than the cases mentioned above, you will receive an email to inform you that your results are available on the [VTest results platform](#).

To log in, use the same password you used when logging into the test. You can also track the status of your test from that page.





UNDERSTANDING VTEST SCORES

Scores are reported on a 10-level CEFR scale from A1 to C2 and sub-scores by academic and in-practice skills.

- The general CEFR level is a combination of the different skills of the test: listening, reading, speaking, and writing.
- VTest also provides the sub-skills scores, including oral comprehension, written comprehension, speaking proficiency, and writing proficiency, and the CEFR descriptors (CANDO).
- As part of the results, VTest provides scores on in-practice skills: Conversation and Expression.

If you want to know more about [VTest CEFR levels and scores](#), visit our website.


SHARE YOUR RESULTS

Alongside your detailed results on the results platform, VTest provides candidates with two official documents: the official **test report** and the **official certificate of achievement**.

The **official test report** can be shared with institutions as proof of your English proficiency level.

Institutions can verify the authenticity of candidates' results on the online score verification platform:

- Log in with a secure code or QR code
- Encrypted score report and official certificate provided in an inviolable PDF
- Official test report with a photo of the candidate





Official Test Report

A detailed report of the level achieved in each skill, along with areas recommended for improvement.

Burlington VTest
General English

VTest General Score Report
Administration: On-line

Name: Juan Carlos	Test Date: 15 July 2024
Surname: MedinaVillanueva	Test Center: VTEST DEV TEAM 2
Date of Birth: 15 October 2010	Secure Code: V436J3562
Exam: VTEST General English 4 Skills	

Can-Do Statements and Suggestions

Listening CEFR Level: B1.1

What does B1.1 mean?
This means you can:

- Understand texts that describe people, places, and everyday life when they are written in simple language.
- Understand basic sentence patterns that use simple grammar and common expressions.
- Understand short simple notices, emails, and other messages.
- Find factual information in short texts about familiar topics and situations.
- Identify the main points of short texts on familiar topics, such as notices, emails, and brief articles.
- Understand basic sentence patterns that use simple grammar and common expressions.
- Understand basic sentence patterns that use simple grammar and common expressions.

What can I do to continue to improve my English level?
Here are some suggestions:

- Spend more time reading both fiction and non-fiction stories for pleasure.
- Practice reading longer texts that have detailed descriptions of people and events, and make note of the vocabulary used.
- Practice reading short texts to know what they are about as quickly as possible and to find the key information.
- Read texts about places, events, and topics that are of interest to you, or that you want to learn more about.
- Practice reading texts that present arguments, discuss solutions to problems, and talk about causes and effects.

Reading CEFR Level: A2.2

What does A2.2 mean?
This means you can:

- Understand texts that describe people, places, and everyday life when they are written in simple language.
- Understand basic sentence patterns that use simple grammar and common expressions.
- Understand short simple notices, emails, and other messages.
- Find factual information in short texts about familiar topics and situations.
- Identify the main points of short texts on familiar topics, such as notices, emails, and brief articles.
- Understand basic sentence patterns that use simple grammar and common expressions.
- Understand basic sentence patterns that use simple grammar and common expressions.

What can I do to continue to improve my English level?
Here are some suggestions:

- Spend more time reading both fiction and non-fiction stories for pleasure.
- Practice reading longer texts that have detailed descriptions of people and events, and make note of the vocabulary used.
- Practice reading short texts to know what they are about as quickly as possible and to find the key information.
- Read texts about places, events, and topics that are of interest to you, or that you want to learn more about.
- Practice reading texts that present arguments, discuss solutions to problems, and talk about causes and effects.

Copyright 2024. All rights reserved.
VTest is a registered trademark of the Burlington Group.
www.vtest.com

Page 4 / 5

Burlington VTest
General English

VTest General Score Report
Administration: On-line

Name: Juan Carlos	Test Date: 15 July 2024
Surname: MedinaVillanueva	Test Center: VTEST DEV TEAM 2
Date of Birth: 15 October 2010	Secure Code: V436J3562
Exam: VTEST General English 4 Skills	

OVERALL CEFR LEVEL: A1

Pre-A1	A1	A2.1	A2.2	B1.1	B1.2	B2.1	B2.2	C1.1	C1.2	C2
--------	----	------	------	------	------	------	------	------	------	----

LISTENING CEFR LEVEL: B1.1

Pre-A1	A1	A2.1	A2.2	B1.1	B1.2	B2.1	B2.2	C1.1	C1.2	C2
--------	----	------	------	------	------	------	------	------	------	----

READING CEFR LEVEL: A2.2

Pre-A1	A1	A2.1	A2.2	B1.1	B1.2	B2.1	B2.2	C1.1	C1.2	C2
--------	----	------	------	------	------	------	------	------	------	----

SPEAKING CEFR LEVEL: A2.1

Pre-A1	A1	A2.1	A2.2	B1.1	B1.2	B2.1	B2.2	C1.1	C1.2	C2
--------	----	------	------	------	------	------	------	------	------	----

WRITING CEFR LEVEL: Pre-A1

Pre-A1	A1	A2.1	A2.2	B1.1	B1.2	B2.1	B2.2	C1.1	C1.2	C2
--------	----	------	------	------	------	------	------	------	------	----

- This PDF has been downloaded by the candidate. VTest does not issue paper Score Reports.
- VTest offers three distinct exam administration modes: Standard, Online Proctoring, and Onsite Proctoring.
- VTest does not oversee the conditions under which the Standard mode is administered, nor does it guarantee the test taker's identity, the integrity of the process, or the validity of the results.
- VTest does not report or verify results by email or phone. To verify the authenticity of this Score Report, please visit: <https://www.vtest.com/results>.
- The score is an average of all four skills and is only provided when all four skills have been assessed.

Copyright 2024. All rights reserved.
VTest is a registered trademark of the Burlington Group.
www.vtest.com

Page 1 / 5

Test information
On-site or Online proctoring indicates the exam is highly secured

Overall score

Sub-scores by skills



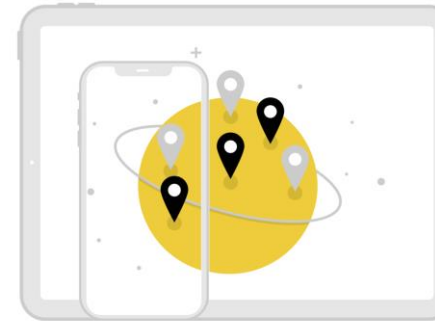
Princess Nourah bint Abdulrahman University
 University Vice Rectorate for Academic Affairs
 English Language Institute



Score Verification Platform



Select the exam, get your results, and download your certificates.



Anywhere, Anytime, on Any Device
 Innovative assessment solutions in a secure environment for universities, schools and companies

Test Results


Secure code

ACCESS RESULTS

Test Report Verification

To see if a test report is genuine, press the button below.

VERIFY HERE





Princess Nourah bint Abdulrahman University
University Vice Rectorate for Academic Affairs
English Language Institute



www.VTest.com_
www.ExAssess.com/pnu



Princess Nourah bint Abdulrahman University
University Vice Rectorate for Academic Affairs
English Language Institute



**We believe in your awareness and abilities.
Wishing you all a future full of success and
excellence, and a successful academic
year ahead, God willing.**



Princess Nourah bint Abdulrahman University
University Vice Rectorate for Academic Affairs
English Language Institute



**For inquiries about the
test, please contact us at:**

eli-ept@pnu.edu.sa